



# Industry Collaboration in Performance Management.

Ariaen Zimmerman  
Executive Director, Cargo iQ  
Brussel - 16 November 2016

# Cargo iQ – Visibly Better



An IATA Special Interest Group

**82**  
Members

*Airlines / Forwarders  
GHAs / Airports /  
IT companies*

**12**  
Million


*shipments  
measured per year  
airport-to-airport*

**>6**  
Million

*shipments  
measured per year  
from door to door*

## **MASTER OPERATING PLAN (MOP)**

The standard process in planning & moving air cargo from shipper to consignee



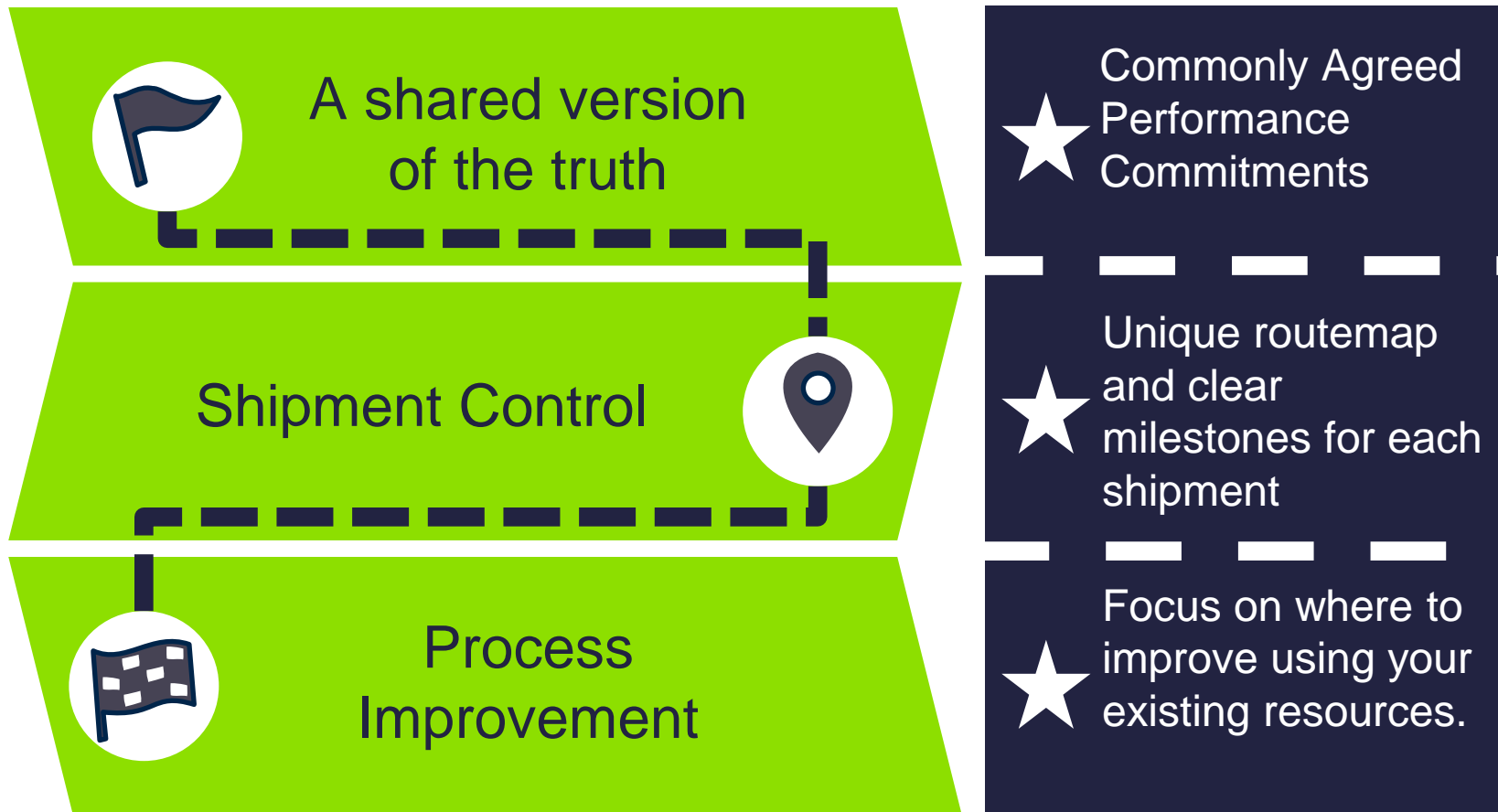
## **FOCUS RESOURCES**

- Find out where problem's are
- Enable action / Take Action
- Innovate

## **UNIQUE ROUTE MAPS FOR EACH SHIPMENT**

Clear Milestones and Reliable monitoring:  
Shipment Control & Process Improvement

# Our Promises to our members



# What we offer the industry

---



STANDARD



CERTIFICATION



DATA



PROCESS



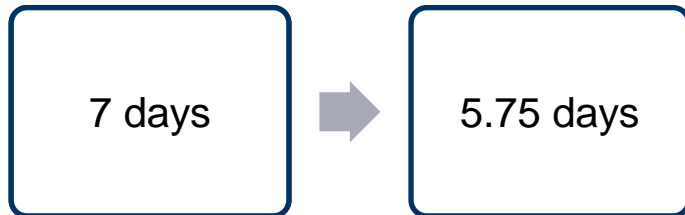
REPORTING



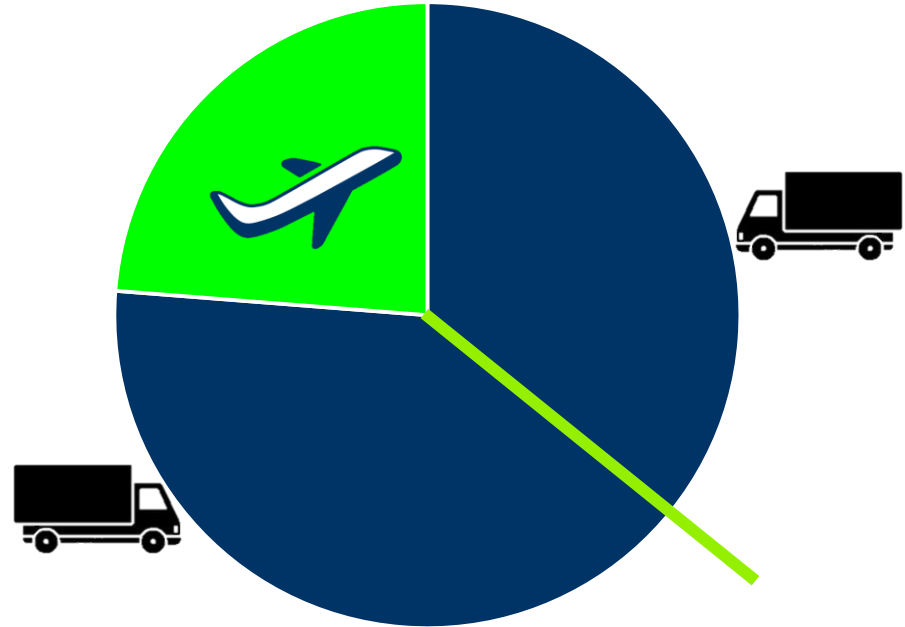
COMMUNITY

# Understanding Drives Us!

| Average A2A Journey Time |                             |
|--------------------------|-----------------------------|
| # Shipments              | Average RCS to NFD Time [h] |
| 731,117                  | 43:02                       |



| Average D2D Journey Time |                             |
|--------------------------|-----------------------------|
| # Shipments              | Average PUP to POD Time [d] |
| 94,127                   | 5.75                        |



Control over Speed  
Infrastructural Services  
Information vs Data  
Cost Avoidance vs Cost Reduction

# Walk the Walk...

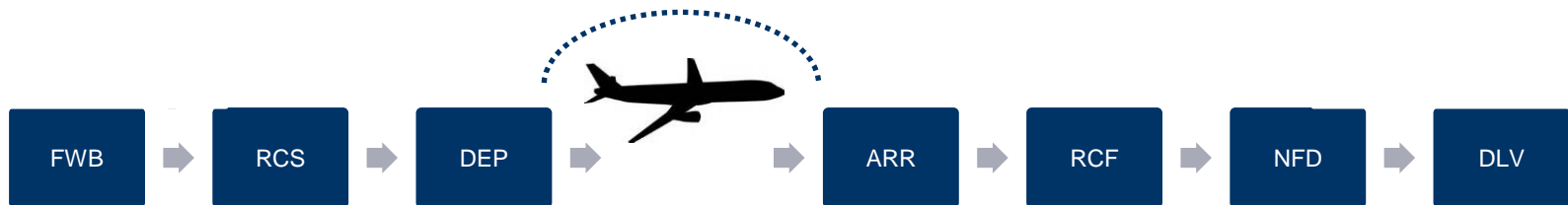
Cargo iQ is and has never been 'done'. Nor will we be.

A big boys club...

Becoming more and more open

Actively looking outward *and* for inclusion of the whole chain

SME and Inclusion Projects are starting and speeding up.  
New technology will allow us to leverage current investments to new membership groups. We are ready for the next step.





# CARGO *iQ*

*visibly better*